



PARTAGE

Elegance and character define the Partage desk.

Its style is clean and well thought-out. The worktop is as refined as the "A" arch leg. Nothing disturbs the clean and minimalist lines of this desk available in single or multi-workstation version. **Partage** is easy to tailor to your design requirements with numerous possibilities in terms of the finish and worktop shapes.





Single desk
White - Clay

Single desk with return
Aluminium - Cedar



Video : How to create an opening
in part drilled tops ?



Scan the QR Code

Multi-workstations
White - White




COLLABORATIVE DESKS

PARTAGE



Electrification

Top fitted with part drilled cable ports, **Ø 80 mm cable ports, a single Top Access hatch** or a 2 cm deep scallop, depending on version.



Top
25 mm thick Structurex® melamine-coated tops. 2 mm thick shock-proof ABS edging.



Single desk

Screw feet

Adjustable screw feet to compensate for any unevenness in the floor.



Multi-workstation

Leg

Metal "A" arch legs, square cross-section 50 x 50 mm. The assembly is connected by a central steel beam, lacquered epoxy finish.

TECHNICAL DESCRIPTION

- 25 mm thick Structurex® melamine-coated tops. 2 mm thick shock-proof ABS edging.
- Tops fitted with part drilled cable ports, Ø 80 mm cable ports, a single Top Access hatch (internal dimensions L 30,9 / D 11,6 cm) finishes matching the legs or a 2 cm deep scallop to feed cables, depending on version.
- Metal "A" arch legs, square cross-section 50 x 50 mm. The assembly is connected by a central steel beam with lacquered epoxy finish. In multi-workstation version, the legs on add-on units are recessed in order to move easily from one desk to another.
- Adjustable screw feet of diameter 40 mm and range 10 mm to compensate for any unevenness in the floor.
- In back-to-back configuration, a 3 cm gap is provided between the tops for a screen divider or to feed cables.
- Available in sliding top version (with scalloped edge) for easy access to the cables and the electrical connections.


CHARACTERISTICS




Metal legs finishes



Tops MFC finishes




Tops with cable ports (D 70 / D 80 cm)




Tops with scalloped edge (D 70 / D 80 cm)



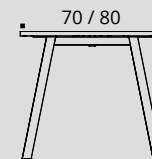
Tops with Top Access hatch (only D 80 cm)



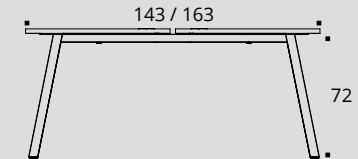
Tops without cable ports with part drilled cable ports (only D 80 cm)



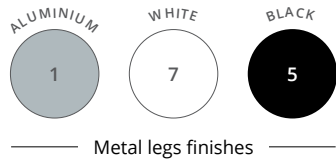
Desk - bottom view



"A" arch leg




Multi-workstation "A" arch leg




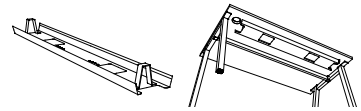
SINGLE DESKS without cable port




	Dim. (cm)	Ref.	Leg finish	Top finish
Straight desks H 72 cm 	L 120	DE55	+	+
	L 140	DE56	+	+
	L 160	DE57	+	+
	L 180	DW03	+	+

Tops come with 2 Ø 80 mm part drilled cable ports

	Dim. (cm)	Ref.	Leg finish	Top finish
Extension / Return On support leg H 72 cm 	D 60 / L 80	BU50	+	+
	D 60 / L 100	DZ11	+	+

► Options	Dim. (cm)	ALUMINIUM	WHITE	BLACK
		Ref.	Ref.	Ref.
Technical metal cable trays D 16 / H 8 cm Internal H 4 cm 	L 90 for L 120 desk	AZ201K	AZ207S	AZ205G
	L 110 for L 140 desk	AZ211K	AZ217S	AZ215G
	L 130 for L 160 desk	AZ221K	AZ227S	AZ225G
	L 150 for L 180 desk	AZ231K	AZ237S	AZ235G

Cable port covers 	To fit into Ø 80 mm part drilled cable ports. Set of 2	AX061K	AX067S	AX065G
---	--	--------	--------	--------



COLLABORATIVE DESKS

PARTAGE



Metal legs finishes



Tops MFC finishes

SINGLE DESKS with cable ports



D 70 CM



D 80 CM

	Dim. (cm)	Ref.	Leg finish	Top finish	Ref.	Leg finish	Top finish
Straight desks H 72 cm	L 120	BX61	+	+	BX66	+	+
	L 140	BX62	+	+	BX67	+	+
	L 160	BX63	+	+	BX68	+	+
	L 180		—	—	BX69	+	+

	Dim. (cm)	Ref.	Leg finish	Top finish
Compact desks D 80 to 110 / H 72 cm D 60 cm return	L 160 right hand return	BX72	+	+
	L 160 left hand return	BX73	+	+
	L 180 right hand return	BX74	+	+
	L 180 left hand return	BX75	+	+

	Dim. (cm)	Ref.	Leg finish	Top finish
Extension / Return On support leg H 72 cm	D 60 / L 80	BU50	+	+
	D 60 / L 100	DZ11	+	+

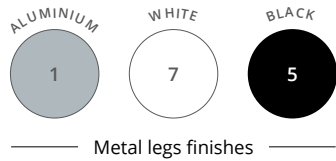
► Options

	Dim. (cm)	ALUMINIUM	WHITE	BLACK
		Ref.	Ref.	Ref.
Technical metal cable trays D 16 / H 8 cm Internal H 4 cm	L 90 for L 120 desk	AZ201K	AZ207S	AZ205G
	L 110 for L 140 desk	AZ211K	AZ217S	AZ215G
	L 130 for L 160 desk	AZ221K	AZ227S	AZ225G
	L 150 for L 180 desk	AZ231K	AZ237S	AZ235G



Cable port covers are included, colour matches the legs

COLLABORATIVE DESKS



SINGLE DESKS
with scalloped edge



D 70 CM



D 80 CM

	Dim. (cm)	Ref.	Leg finish	Top finish	Ref.	Leg finish	Top finish
Straight desks H 72 cm	L 120	DP32	+	+	DP35	+	+
	L 140	DP33	+	+	DP36	+	+
	L 160	DP34	+	+	DP37	+	+
	L 180	—	—	—	DP38	+	+

	Dim. (cm)	Ref.	Leg finish	Top finish
Extension / Return On support leg H 72 cm	D 60 / L 80	BU50	+	+
	D 60 / L 100	DZ11	+	+

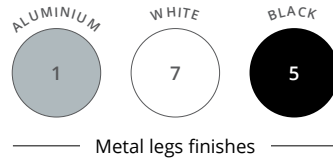
► **Options**

	Dim. (cm)	ALUMINIUM Ref.	WHITE Ref.	BLACK Ref.
Technical metal cable trays D 16 / H 8 cm Internal H 4 cm	L 90 for L 120 desk	AZ201K	AZ207S	AZ205G
	L 110 for L 140 desk	AZ211K	AZ217S	AZ215G
	L 130 for L 160 desk	AZ221K	AZ227S	AZ225G
	L 150 for L 180 desk	AZ231K	AZ237S	AZ235G



COLLABORATIVE DESKS


PARTAGE




SINGLE DESKS with Top Access hatch







D 80 CM

	Dim. (cm)	Ref.	Leg finish	Top finish
Straight desks H 72 cm 	L 120	DE64	+ <input type="checkbox"/>	+ <input type="checkbox"/>
	L 140	DE65	+ <input type="checkbox"/>	+ <input type="checkbox"/>
	L 160	DE66	+ <input type="checkbox"/>	+ <input type="checkbox"/>
	L 180	DE67	+ <input type="checkbox"/>	+ <input type="checkbox"/>

	Dim. (cm)	Ref.	Leg finish	Top finish
Extension / Return On support leg H 72 cm 	D 60 / L 80	BU50	+ <input type="checkbox"/>	+ <input type="checkbox"/>
	D 60 / L 100	DZ11	+ <input type="checkbox"/>	+ <input type="checkbox"/>

► Options

	Dim. (cm)	 ALUMINIUM	 WHITE	 BLACK
		Ref.	Ref.	Ref.
Technical metal cable trays D 16 / H 8 cm Internal H 4 cm 	L 90 for L 120 desk	AZ201K	AZ207S	AZ205G
	L 110 for L 140 desk	AZ211K	AZ217S	AZ215G
	L 130 for L 160 desk	AZ221K	AZ227S	AZ225G
	L 150 for L 180 desk	AZ231K	AZ237S	AZ235G





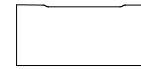
PARTAGE



SINGLE DESKS

with sliding top















NEW

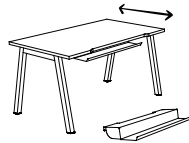


D 70 CM



D 80 CM




	Dim. (cm)	Ref.	Leg finish	Top finish	Ref.	Leg finish	Top finish
Straight desks H 72 cm Black cable tray included	L 120	DY44	+ 	+ 	DY47	+ 	+ 
	L 140	DY45	+ 	+ 	DY48	+ 	+ 
	L 160	DY46	+ 	+ 	DY49	+ 	+ 
	L 180	—	—	—	DY50	+ 	+ 



► Option

Vertical cable channel
Magnetic



Dim. (cm)	 ALUMINIUM	 WHITE	 BLACK
	Ref.	Ref.	Ref.
H 61 / L 4,5 / D 1,5	BY011K	BY017S	BY015G



How to order ? Straight desk with sliding top D 70 / L 140 cm, Aluminium metal leg, Bleached Oak top MFC finish = DY45 +  

PARTAGE | MULTI-WORKSTATIONS

Multi-workstations
White - Nebraska

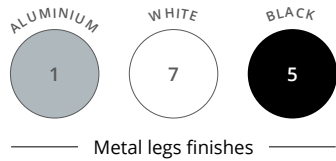


Multi-workstations
White - Clay

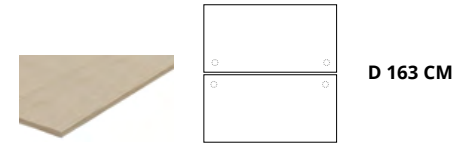
Multi-workstations
Black - Nebraska



COLLABORATIVE DESKS



MULTI-WORKSTATIONS without cable port

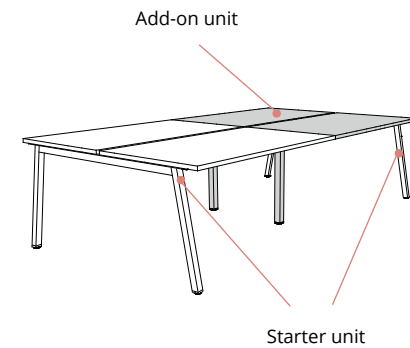


		Dim. (cm)	Ref.	Leg finish	Top finish
2 back to back desks D 80 cm Starter unit D 163 / H 72 cm		L 120	DE58	+	+
		L 140	DE59	+	+
		L 160	DE60	+	+
		L 180	DW04	+	+
2 back to back desks D 80 cm Add-on unit D 163 / H 72 cm		L 120	DE61	+	+
		L 140	DE62	+	+
		L 160	DE63	+	+
		L 180	DW05	+	+

Tops come with 2 Ø 80 mm part drilled cable ports

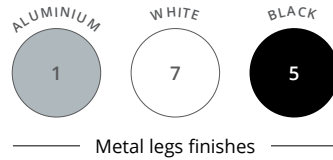
► Options

		Dim. (cm)	● BLACK		
			Ref.		
Double metal cable trays D 33,5 / H 9 cm Internal H 4,5 cm		L 75 for L 120 desk	DZ135G		
		L 95 for L 140 desk	DW765G		
		L 115 for L 160 desk	DW775G		
		L 135 for L 180 desk	DW785G		
			● ALUMINIUM	○ WHITE	● BLACK
		Dim. (cm)	Ref.	Ref.	Ref.



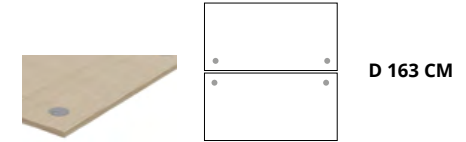
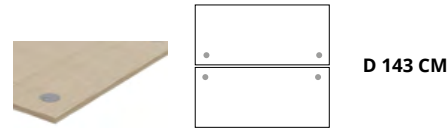
Cable port covers 	To fit into Ø 80 mm part drilled cable ports. Set of 2	AX061K	AX067S	AX065G

PARTAGE



MULTI-WORKSTATIONS

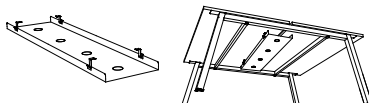
with cable ports



		Dim. (cm)	Ref.	Leg finish	Top finish		Ref.	Leg finish	Top finish
2 back to back desks Starter unit H 72 cm		L 120	BX86	+	+		BX89	+	+
		L 140	BX87	+	+		BX90	+	+
		L 160	BX88	+	+		BX91	+	+
		L 180	—	—	—		BX92	+	+
2 back to back desks Add-on unit H 72 cm		L 120	BT56	+	+		BK56	+	+
		L 140	BT57	+	+		BK57	+	+
		L 160	BT58	+	+		BK58	+	+
		L 180	—	—	—		BK59	+	+

► Options

Double metal cable trays
 D 33,5 / H 9 cm
 Internal H 4,5 cm



Dim. (cm)

L 75 for L 120 desk
 L 95 for L 140 desk
 L 115 for L 160 desk
 L 135 for L 180 desk

● **BLACK**

Ref.

DZ135G
 DW765G
 DW775G
 DW785G



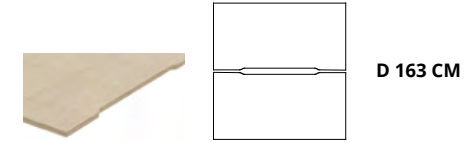
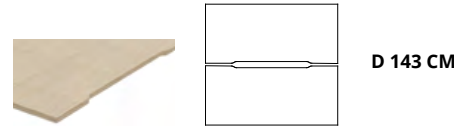
Cable port covers are included, colour matches the legs
















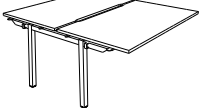
















PARTAGE



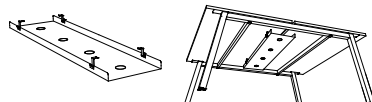
MULTI-WORKSTATIONS with scalloped edge



		Dim. (cm)	Ref.	Leg finish	Top finish		Ref.	Leg finish	Top finish
2 back to back desks Starter unit H 72 cm		L 120	BX93	+ 	+ 		DH46	+ 	+ 
		L 140	BX94	+ 	+ 		BX96	+ 	+ 
		L 160	BX95	+ 	+ 		BX97	+ 	+ 
		L 180	—	—	—		BX98	+ 	+ 
2 back to back desks Add-on unit H 72 cm		L 120	BT62	+ 	+ 		DH47	+ 	+ 
		L 140	BT63	+ 	+ 		BR56	+ 	+ 
		L 160	BT64	+ 	+ 		BR57	+ 	+ 
		L 180	—	—	—		BR58	+ 	+ 

► Options

Double metal cable trays
D 33,5 / H 9 cm
Internal H 4,5 cm



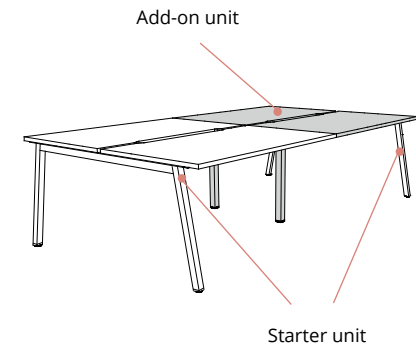
Dim. (cm)

 **BLACK**

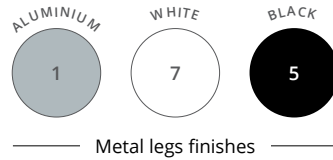
Ref.

L 75 for L 120 desk
L 95 for L 140 desk
L 115 for L 160 desk
L 135 for L 180 desk

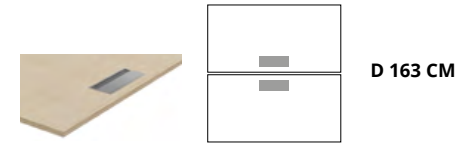
DZ135G
DW765G
DW775G
DW785G



PARTAGE



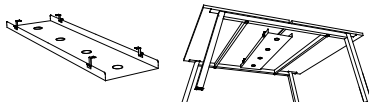
MULTI-WORKSTATIONS with Top Access hatch



		Dim. (cm)	Ref.	Leg finish	Top finish
2 back to back desks D 80 cm Starter unit D 163 / H 72 cm		L 120	DE68	+ []	+ []
		L 140	DE69	+ []	+ []
		L 160	DE70	+ []	+ []
		L 180	DE71	+ []	+ []
2 back to back desks D 80 cm Add-on unit D 163 / H 72 cm		L 120	DE72	+ []	+ []
		L 140	DE73	+ []	+ []
		L 160	DE74	+ []	+ []
		L 180	DE75	+ []	+ []

► Options

Double metal cable trays
D 33,5 / H 9 cm
Internal H 4,5 cm



Dim. (cm)

L 75 for L 120 desk
L 95 for L 140 desk
L 115 for L 160 desk
L 135 for L 180 desk

● **BLACK**

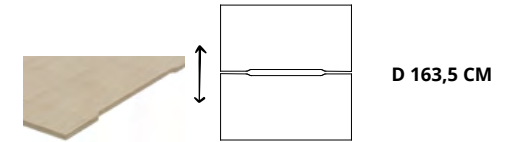
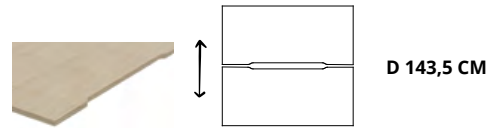
Ref.

DZ135G
DW765G
DW775G
DW785G





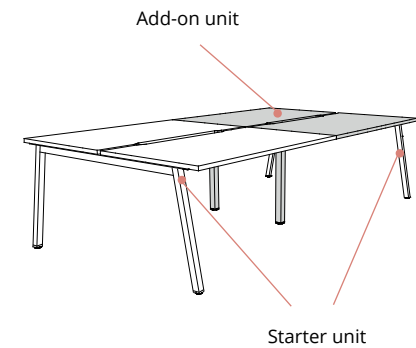
MULTI-WORKSTATIONS
with sliding tops



	Dim. (cm)	Ref.	Leg finish	Top finish		Ref.	Leg finish	Top finish
2 back to back desks Starter unit H 72 cm Metal cable tray included	L 120	DW06	+	+		DW12	+	+
	L 140	DW07	+	+		DW13	+	+
	L 160	DW08	+	+		DW14	+	+
	L 180	—	—	—		DW15	+	+
2 back to back desks Add-on unit H 72 cm Metal cable tray included	L 120	DW09	+	+		DW16	+	+
	L 140	DW10	+	+		DW17	+	+
	L 160	DW11	+	+		DW18	+	+
	L 180	—	—	—		DW19	+	+

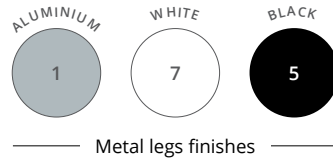
► **Option**

	Dim. (cm)	ALUMINIUM Ref.	WHITE Ref.	BLACK Ref.
Vertical cable channel Magnetic	H 61 / L 4,5 / D 1,5	BY011K	BY017S	BY015G



COLLABORATIVE DESKS

PARTAGE



Round MEETING TABLES

	Dim. (cm)	Description	Ref.	Leg finish	Top finish
Round tables (seats 3/4) H 72 cm		Ø 80	Top fitted with 1 central part drilled cable port	DN99	+ []
		Ø 100		DN31	+ []
		Ø 120		DN32	+ []

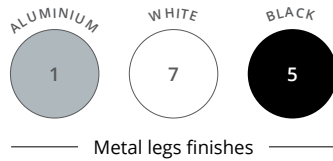
Barrel MEETING TABLES

	Dim. (cm)	Description	Ref.	Leg finish	Top finish
Barrel table (seats 6) H 72 cm L 140 cm structure		D 100 / L 200	DN28	+ []	+ []


► Options

Description	ALUMINIUM	WHITE	BLACK
	Ref.	Ref.	Ref.
Cable port covers To fit into Ø 80 mm part drilled cable ports. Set of 2	AX061K	AX067S	AX065G
UK Cable port power module UK power socket + 1 USB A socket 5v With a 2 m power supply cable Ø 100 mm To fit into Ø 80 mm part drilled cable ports	—	DR997S	DR995G
Vertical cable channel Magnetic H 61 / L 4,5 / D 1,5	BY011K	BY017S	BY015G





Square MEETING TABLES



WITHOUT TOP ACCESS HATCH

DOUBLE OPENING TOP ACCESS HATCH

	Dim. (cm)		Ref.	Leg finish	Top finish		Ref.	Leg finish	Top finish
Square tables Starter unit H 72 cm	D 143 / L 140 (seats 4/6)		DF14	+ <input type="checkbox"/>	+ <input type="checkbox"/>		DQ33	+ <input type="checkbox"/>	+ <input type="checkbox"/>
	D 163 / L 160 (seats 6/8)		DF16	+ <input type="checkbox"/>	+ <input type="checkbox"/>		DQ34	+ <input type="checkbox"/>	+ <input type="checkbox"/>
Square tables Add-on unit* H 72 cm	D 143 / L 140 (seats 4)		DB93	+ <input type="checkbox"/>	+ <input type="checkbox"/>		DQ23	+ <input type="checkbox"/>	+ <input type="checkbox"/>
	D 163 / L 160 (seats 4)		DB97	+ <input type="checkbox"/>	+ <input type="checkbox"/>		DQ24	+ <input type="checkbox"/>	+ <input type="checkbox"/>

* Not available in Cedar top

► Options

	Description	ALUMINIUM	WHITE	BLACK
		Ref.	Ref.	Ref.
Technical metal cable trays D 16 / H 8 cm Internal H 4 cm	 L 110 for L 140 desk L 130 for L 160 desk	AZ211K AZ221K	AZ217S AZ227S	AZ215G AZ225G
Universal cable duct 4 rings. To be fixed under the top. Screws not supplied	 D 6,5 / H 4,5 / L 9,5	DQ101K	—	—

COLLABORATIVE DESKS