



## FIFTY-FIFTY

The **Fifty-Fifty** reception counters combine a work surface and a reception top.

Used individually or associated with other units to create a reception assembly, they adapt to the required specifications. **Fifty-Fifty** associates different wood finishes : from front to work surface, from side panels to reception shelf. Easy to install and use, **Fifty-Fifty** creates a friendly atmosphere for employees and visitors alike.



**Reception counter with right hand DDA**  
Black - Nebraska



**2 reception counters with right and left hand DDA**  
White - Bleached Oak



**Reception counter with right hand DDA**  
Bleached Oak - White

**2 infill panel positions  
to free up worktop space**



Infill panel mounted  
without spacer



Infill panel mounted  
with spacer



# FIFTY-FIFTY



### Side

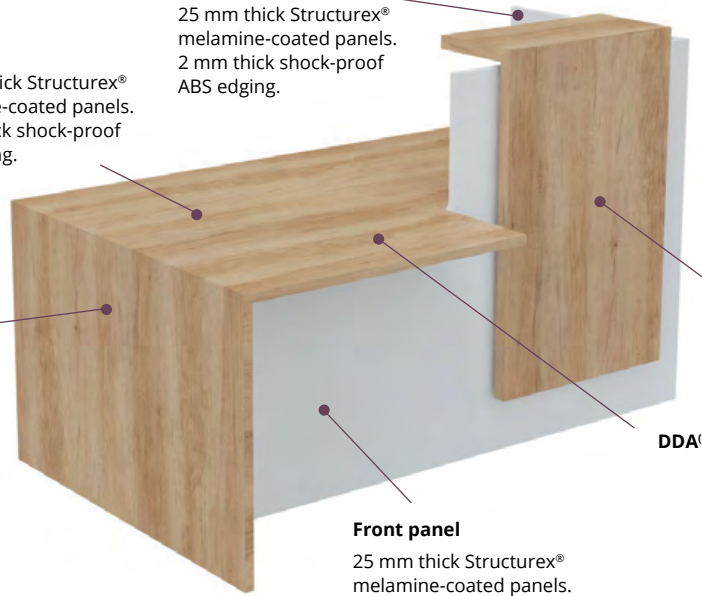
25 mm thick Structurex® melamine-coated panels. 2 mm thick shock-proof ABS edging.

### Top

25 mm thick Structurex® melamine-coated panels. 2 mm thick shock-proof ABS edging.

### Leg

25 mm thick Structurex® melamine-coated panels. Leg and top are of the same finish.



DDA<sup>(1)</sup>


### Front panel

25 mm thick Structurex® melamine-coated panels.

### Infill panel

Facing made of 38 mm thick Nitech® honeycomb melamine-coated panel, assembled with 45° mitre cut serving as reception shelf for visitors.

### 2 infill panel positions to free up worktop space



Infill panel mounted without spacer

Infill panel mounted with spacer

### Examples of decor variations




1 White leg, top and infill panel

2 Leg, top and infill panel wood MFC finish

3 One-tone finish

## TECHNICAL DESCRIPTION

- 25 mm thick Structurex® melamine-coated panels. 2 mm thick shock-proof ABS edging.
- Facing made of 38 mm thick Nitech® honeycomb melamine-coated panel, assembled with 45° mitre cut serving as reception shelf for visitors.
- 2 infill panel positions : infill panel available with spacers (choice during assembly) to free up the workspace and allow the positioning of computer screens over 20 inches.
- Cutouts on the worktop and the front to feed cables from the worktop down to the floor.
- Finishing pads.



Cable management



Download the data sheet



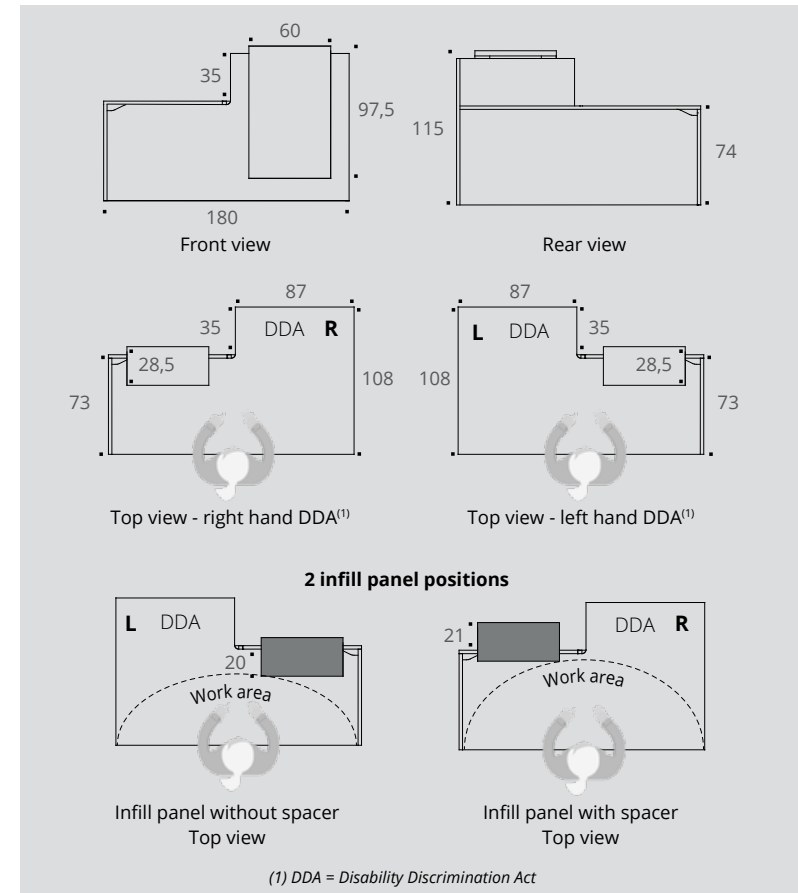
## CHARACTERISTICS



Front panel and side MFC finishes



Leg, top and infill panel MFC finishes







Front panel and side MFC finishes



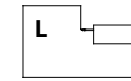
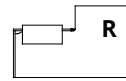
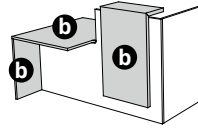
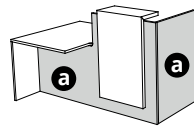
Leg, top and infill panel MFC finishes



# FIFTY-FIFTY



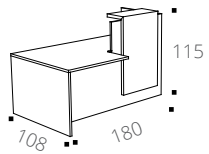
## COUNTERS



RIGHT HAND DDA<sup>(1)</sup>

LEFT HAND DDA<sup>(1)</sup>

		<b>a</b> Front panel + side finishes	<b>b</b> Leg + top + infill panel finishes	Ref.	Finish	Ref.	Finish
<b>L 180 cm reception counters</b> D 108 / H 115 / L 180 cm	<b>1</b>	Bleached Oak Nebraska Timber	White	 DU76NS DU76FS DU76MS		 DU77NS DU77FS DU77MS	
	<b>2</b>	White	Bleached Oak Nebraska Timber	 DU76SN DU76SF DU76SM		 DU77SN DU77SF DU77SM	
	<b>2</b>	Black	Bleached Oak Nebraska Timber White	 DU76GN DU76GF DU76GM DU76GS		 DU77GN DU77GF DU77GM DU77GS	
	<b>3</b>	One-tone		 DU763	+	 DU773	+



(1) DDA = Disability Discrimination Act