

I ENVOL Evo

New working methods require greater flexibility and interactivity and generate a wide range of tasks and functions.

Envol Evo height-adjustable desks, available in single and multi-workstation versions, allow employees to adapt the height of the worktops to suit all the workforce and switch between sitting-standing positions depending on the activities. Ergonomic, qualitative and easy to use, **Envol Evo** desks come with a 5-year guarantee and will blend into all your work spaces.





Single desks
Aluminium - Beech

Up & down control unit



Multi-workstation
White - Bleached Oak



ERGONOMIC DESKS

ENVOL Evo

Single desks
White - Bleached Oak


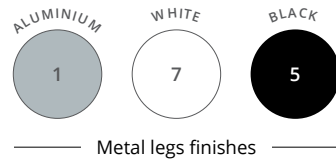


Multi-workstations
Black - Bleached Oak




Height-adjustable
tops from H 65 to
H 130 cm

CHARACTERISTICS



Tops with cable ports (D 80 cm)

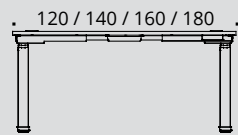


Tops with scalloped edge (D 80 cm)

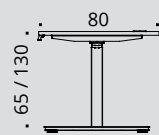


Tops with Top Access hatch (D 80 cm)

SINGLE DESK

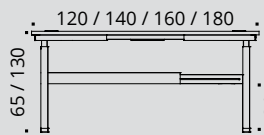
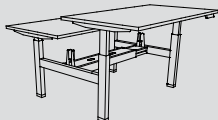


Front view

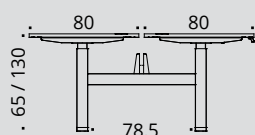


Side view

MULTI-WORKSTATION



Front view



Side view



Download the data sheet



Single desk

ENVOL Evo



Single desk leg

Metal legs composed of 3 sections, square cross-section 70 x 70 mm, lacquered epoxy finish. Electrically height-adjustable desks from H 65 to H 130 cm.



Electrification

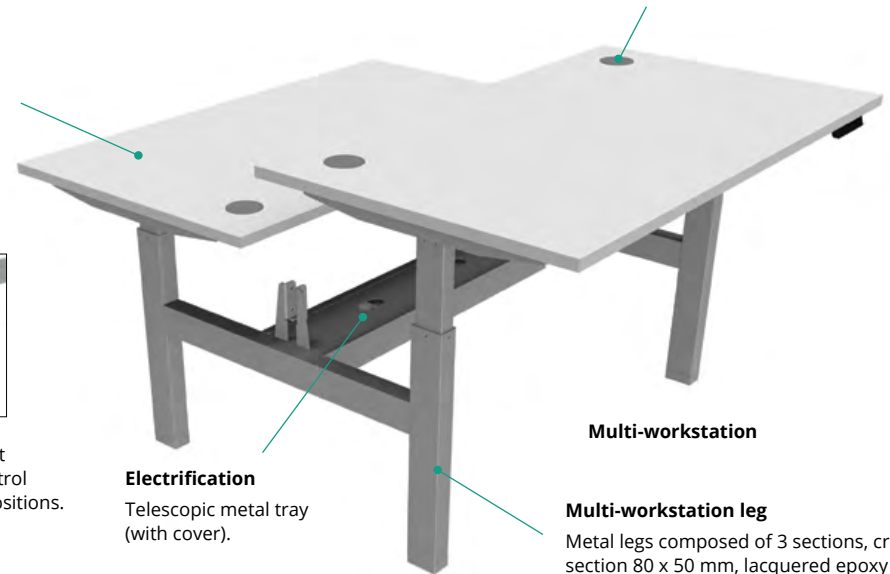
Top fitted with 2 Ø 80 mm cable ports, a single Top Access hatch or a 2 cm deep scallop, depending on version.

Top

25 mm thick Structurex® melamine-coated desk tops. 2 mm thick shock-proof ABS edging. Height adjustable from H 65 to H 130 cm.



Motorised height adjustment system, with up & down control unit and 4 programmable positions.



Electrification

Telescopic metal tray (with cover).

Multi-workstation

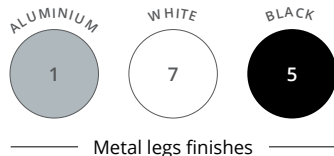
Multi-workstation leg

Metal legs composed of 3 sections, cross-section 80 x 50 mm, lacquered epoxy finish.


TECHNICAL DESCRIPTION

- 25 mm thick Structurex® melamine-coated desk tops, protected by 2 mm thick shock-proof ABS edging.
- Rectangular tops available in 3 versions : with 2 Ø 80 mm cable ports, a single Top Access hatch (internal dimensions L 30,9 / D 11,6 cm) finishes matching the legs or a 2 cm deep scallop to feed cables, depending on version. Optional cable tray.
- Telescopic metal structures (single or multi-workstation versions) made of square 70 x 70 mm (single) or 50 x 80 mm (multi-workstation) lacquered epoxy finish, with electrically height-adjustable legs composed of 3 sections. Height-adjustable tops from H 65 to H 130 cm.
- For multi-workstation desks, telescopic metal tray (with cover) included in central position.
- Motorised height adjustment system (drive unit built into each leg), with up & down control unit and 4 programmable positions.
- Displacement speed 40 mm/s. Thrust 800 N. Sound level 38 dB Maximum load 120 kg.
- Anti-collision safety device with gyroscopic sensor, integrated in the drive unit.
- 100-240 V and 50-60 Khz power supply unit with 2 m power supply cable. Standby consumption < 0,1 W.
- Adjustable screw feet to compensate for unevenness in the floor.
- H 70 cm acoustic screen panels available as an option.

ENVOL Evo



Electrically adjustable SINGLE DESKS



D 80 CM

CABLE PORTS



D 80 CM

SCALLOPED EDGE



D 80 CM

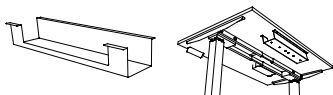
TOP ACCESS HATCH

	Dim. (cm)	Ref.	Finishes	Ref.	Finishes	Ref.	Finishes
Straight desks D 80 / H 65 to 130 cm Memory unit for 4 positions	L 120	DL43	+ [] [] [] []	DS00	+ [] [] [] []	DL47	+ [] [] [] []
	L 140	DL44	+ [] [] [] []	DS01	+ [] [] [] []	DL48	+ [] [] [] []
	L 160	DL45	+ [] [] [] []	DS02	+ [] [] [] []	DL49	+ [] [] [] []
	L 180	DL46	+ [] [] [] []	DS03	+ [] [] [] []	DL50	+ [] [] [] []

Options

Universal single metal cable tray

To be fixed directly under the tops with wood screws



Dim. (cm)

D 12 / H 9 / L 60
Internal H 8



ALUMINIUM



WHITE



BLACK

Ref.

Ref.

Ref.

DP041K

DP047S

DP045G



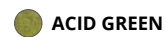
GREY



RED



BLUE



ACID GREEN

Description

Ref.

Ref.

Ref.

Ref.

Fabric acoustic screen panels

H 70 cm
Brackets included



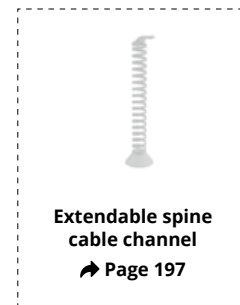
For L 120 desk
For L 140 desk
For L 160 desk
For L 180 desk

DQ021E
DQ031E
DQ041E
DQ051E

DQ021V
DQ031V
DQ041V
DQ051V

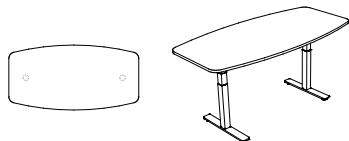
DQ021T
DQ031T
DQ041T
DQ051T

DQ021I
DQ031I
DQ041I
DQ051I



MEETING TABLE

Barrel table
(seats 6)
H 65 to 130 cm



Dim. (cm)
D 100 / L 200

Description
Top fitted with 2 part drilled cable ports

Ref.
DP31

Finishes
+ [] [] [] []






ENVOL Evo 

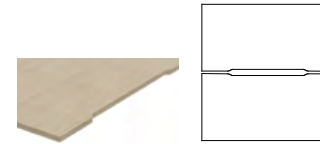


Electrically adjustable MULTI-WORKSTATIONS




D 163 CM

CABLE PORTS















D 163 CM

SCALLOPED EDGE



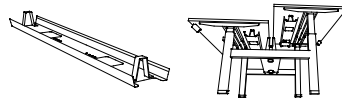
D 163 CM

TOP ACCESS HATCH

	Dim. (cm)	Ref.	Finishes	Ref.	Finishes	Ref.	Finishes
2 back to back straight desks D 80 cm D 163 / H 65 to 130 cm Memory unit for 4 positions	L 120	DX55	+ 	DX59	+ 	DX63	+ 
	L 140	DX56	+ 	DX60	+ 	DX64	+ 
	L 160	DX57	+ 	DX61	+ 	DX65	+ 
	L 180	DX58	+ 	DX62	+ 	DX66	+ 

► Options

Technical metal cable trays
D 16 / H 8 cm
Internal H 4 cm

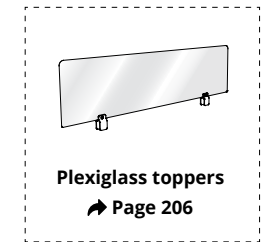


Dim. (cm)

L 90 for L 120 desk
L 110 for L 140 desk
L 130 for L 160 desk
L 150 for L 180 desk

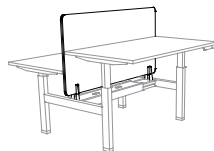
 ALUMINIUM  WHITE  BLACK

Ref.	Ref.	Ref.
AZ201K	AZ207S	AZ205G
AZ211K	AZ217S	AZ215G
AZ221K	AZ227S	AZ225G
AZ231K	AZ237S	AZ235G



Plexiglass toppers
➔ Page 206

Fabric acoustic screen panels
H 70 cm
Brackets included in the leg



Description

For L 120 desk
For L 140 desk
For L 160 desk
For L 180 desk

 GREY  RED  BLUE  ACID GREEN

Ref.	Ref.	Ref.	Ref.
DQ063E	DQ063V	DQ063T	DQ063I
DQ073E	DQ073V	DQ073T	DQ073I
DQ083E	DQ083V	DQ083T	DQ083I
DQ093E	DQ093V	DQ093T	DQ093I



How to order ? 2 back to back desks with Top Access hatch, D 163 / L 160 cm, **Black** metal leg, **Clay** top MFC finish = DX65 + 