

DIALOGUE

The **Dialogue** desks feature pure and natural aesthetics in line with modern trends.

Standing out with their trapezium legs combining the warmth of solid wood with the strength of the metal and offering a wide variety of configurations and cable management solutions, **Dialogue** is ideal for open spaces or coworking spaces, making it the perfect choice for all work space layouts.





**2 straight desks in staggered configuration
on shared B-box console**
White / Solid wood - White
B-box console White

Square meeting table
White / Solid wood - Bleached Oak



DIALOGUE



Electrification

Top fitted with **Ø 80 mm cable ports** or a **single Top Access hatch** white finish or 2 cm deep scallop depending on version.



Download the data sheet

Top

25 mm thick Structurex® melamine-coated tops. 2 mm thick shock-proof ABS edging.



Single desk

Screw feet

Adjustable screw feet to compensate for any unevenness in the floor.



Multi-workstation

Leg

Metal "A" arch legs, square cross-section 50 x 50 mm, with white lacquered epoxy finish in the upper part and natural varnished solid wood in the lower part.

TECHNICAL DESCRIPTION

- 25 mm thick Structurex® melamine-coated tops. 2 mm thick shock-proof ABS edging.
- Tops fitted with Ø 80 mm cable ports, white finish, or a single Top Access hatch (internal dimensions L 30,9 cm / D 11,6 cm) in white finish or 2 cm deep scallop to feed cables. A cable tray is available as an option.
- Metal "A" arch legs, square cross-section 50 x 50 mm, in white lacquered epoxy finish in the upper part and natural varnished solid wood, cross-section 50 x 30 mm, in the lower part.
- Available in single version or double arch version for shared workstation with recessed arch leg on add-on units to move easily from one desk to another.
- Structural beam, cross-section 45 x 25 mm, made of metal in white lacquered epoxy finish.
- Adjustable screw feet of diameter 30 mm and range 10 mm to compensate for any unevenness in the floor.
- In back to back configuration, a 3 cm gap is provided between the tops for a screen divider or to feed cables.
- Single or multi-workstation desks available with B-box return console (dim. L 180 / D 60 / H 59,5 cm). The B-box console, which can be positioned on the right or left of the desks, consists of 2 compartments L 56 / D 56 cm and 2 compartments L 29 / D 56 / H 50 cm.
- Optionally, the B-box console can be equipped with 1 hinged door, 1 sliding door or 1 drawer for lateral filing.


CHARACTERISTICS




— Wood legs finish —




— Tops and B-box console MFC finishes —



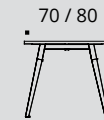
Tops with cable ports (D 70 / D 80 cm)



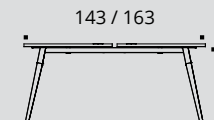
Tops with scalloped edge (D 70 / D 80 cm)



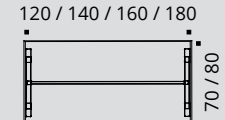
Tops with Top Access hatch (only D 80 cm)



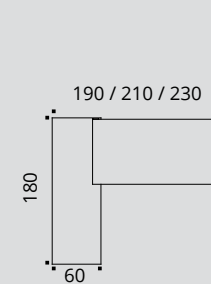
"A" arch leg



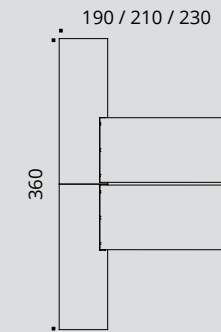
Multi-workstation "A" arch leg



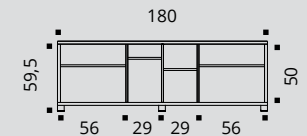
Desk - bottom view



Single desk on B-box console top view



Multi-workstation on B-box console top view



B-box console front view

Single desk with return
White / Solid wood - White



**2 straight desks in staggered configuration
on shared B-box console**
White / Solid wood - White
B-box console White



— Wood legs finish —



— Tops MFC finishes —









SINGLE DESKS with cable ports

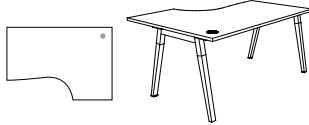







D 70 CM



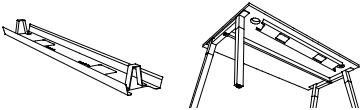
D 80 CM

| | Dim. (cm) | Ref. | Top finish | Ref. | Top finish |
|---|-----------|-------|---|-------|---|
| Straight desks H 72 cm  | L 120 | DB647 | +  | DB697 | +  |
| | L 140 | DB657 | +  | DB707 | +  |
| | L 160 | DB667 | +  | DB717 | +  |
| | L 180 | — | — | DB727 | +  |

| | Dim. (cm) | Ref. | Top finish |
|--|-------------------------|-------|---|
| Compact desks D 80 to 110 / H 72 cm D 60 cm return  | L 160 right hand return | DN217 | +  |
| | L 160 left hand return | DN227 | +  |
| | L 180 right hand return | DN237 | +  |
| | L 180 left hand return | DN247 | +  |

| | | | |
|--|--------------|-------|---|
| Extension / Return On support leg H 72 cm  | D 60 / L 80 | DF407 | +  |
| | D 60 / L 100 | DZ127 | +  |

► Options

| | Dim. (cm) | Ref. | Finish |
|---|----------------------|--------|--------|
| Technical metal cable trays D 16 / H 8 cm Internal H 4 cm  | L 90 for L 120 desk | AZ207S | White |
| | L 110 for L 140 desk | AZ217S | White |
| | L 130 for L 160 desk | AZ227S | White |
| | L 150 for L 180 desk | AZ237S | White |

UK Cable port power module
UK power socket + 1 USB A socket 5v
With a 2 m power supply cable



Ø 100 mm
Fitted into the part drilled
cable ports Ø 80 mm

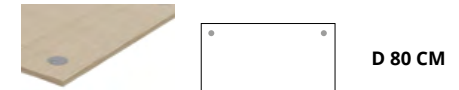
DR997S

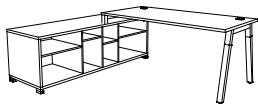
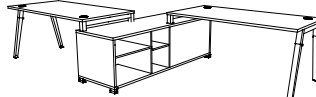
White





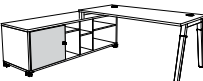
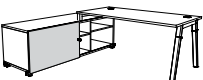
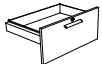

SINGLE DESKS with cable ports on B-box console




| | Main station dim. (cm) | Total dim. (cm) | Ref. | Top finish | B-box finish | |
|--|--|-----------------|---------------|------------|----------------------------|----------------------------|
| Straight tops D 80 cm on B-box console H 72 cm The B-box console can be positioned on the right or the left |  | D 80 / L 140 | D 180 / L 190 | DU857 | + <input type="checkbox"/> | + <input type="checkbox"/> |
| | | D 80 / L 160 | D 180 / L 210 | DU867 | + <input type="checkbox"/> | + <input type="checkbox"/> |
| | | D 80 / L 180 | D 180 / L 230 | DU877 | + <input type="checkbox"/> | + <input type="checkbox"/> |
| 2 Straight tops D 80 cm in staggered configuration on shared B-box console H 72 cm |  | D 80 / L 140 | D 180 / L 320 | DU887 | + <input type="checkbox"/> | + <input type="checkbox"/> |
| | | D 80 / L 160 | D 180 / L 360 | DU897 | + <input type="checkbox"/> | + <input type="checkbox"/> |
| | | D 80 / L 180 | D 180 / L 400 | DU907 | + <input type="checkbox"/> | + <input type="checkbox"/> |

► B-box options

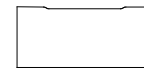


| | Ref. | Finish |
|--|--------|----------------------------|
| Hinged door (to be fitted on the right or the left)  | DF843 | + <input type="checkbox"/> |
| Sliding door (to be fitted on the right or the left)  | DF853 | + <input type="checkbox"/> |
| Drawer unit for lateral filing* (front included)  | BX163 | + <input type="checkbox"/> |
| Sliding pen tray  | BF901K | Grey |





SINGLE DESKS with scalloped edge





D 70 CM



D 80 CM

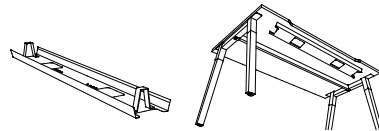
NEW

| | Dim. (cm) | Ref. | Top finish | Ref. | Top finish |
|--|-----------|-------|----------------------------|-------|----------------------------|
| Straight desks H 72 cm  | L 120 | DY747 | + <input type="checkbox"/> | DY777 | + <input type="checkbox"/> |
| | L 140 | DY757 | + <input type="checkbox"/> | DY787 | + <input type="checkbox"/> |
| | L 160 | DY767 | + <input type="checkbox"/> | DY797 | + <input type="checkbox"/> |
| | L 180 | — | — | DY807 | + <input type="checkbox"/> |

| | Dim. (cm) | Ref. | Top finish |
|--|--------------|-------|----------------------------|
| Extension / Return On support leg H 72 cm  | D 60 / L 80 | DF407 | + <input type="checkbox"/> |
| | D 60 / L 100 | DZ127 | + <input type="checkbox"/> |

► Options

Technical metal cable trays
D 16 / H 8 cm
Internal H 4 cm



| Dim. (cm) | Ref. | Finish |
|----------------------|--------|--------|
| L 90 for L 120 desk | AZ207S | White |
| L 110 for L 140 desk | AZ217S | White |
| L 130 for L 160 desk | AZ227S | White |
| L 150 for L 180 desk | AZ237S | White |

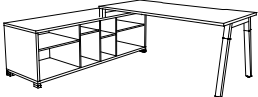
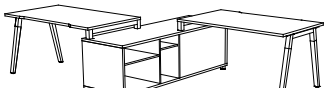




SINGLE DESKS

with scalloped edge on B-box console



| NEW | | Main station dim. (cm) | Total dim. (cm) | Ref. | Top finish | B-box finish |
|--|--|------------------------|-----------------|-------|----------------------------|----------------------------|
| Straight tops D 80 cm on B-box console H 72 cm The B-box console can be positioned on the right or the left |  | D 80 / L 140 | D 180 / L 190 | DY817 | + <input type="checkbox"/> | + <input type="checkbox"/> |
| | | D 80 / L 160 | D 180 / L 210 | DY827 | + <input type="checkbox"/> | + <input type="checkbox"/> |
| | | D 80 / L 180 | D 180 / L 230 | DY837 | + <input type="checkbox"/> | + <input type="checkbox"/> |
| 2 Straight tops D 80 cm in staggered configuration on shared B-box console H 72 cm |  | D 80 / L 140 | D 180 / L 320 | DY847 | + <input type="checkbox"/> | + <input type="checkbox"/> |
| | | D 80 / L 160 | D 180 / L 360 | DY857 | + <input type="checkbox"/> | + <input type="checkbox"/> |
| | | D 80 / L 180 | D 180 / L 400 | DY867 | + <input type="checkbox"/> | + <input type="checkbox"/> |

► B-box options



| | Ref. | Finish |
|---|--------|----------------------------|
| Hinged door (to be fitted on the right or the left) | DF843 | + <input type="checkbox"/> |
| Sliding door (to be fitted on the right or the left) | DF853 | + <input type="checkbox"/> |
| Drawer unit for lateral filing* (front included) <i>* Not compatible with hinged door</i> | BX163 | + <input type="checkbox"/> |
| Sliding pen tray | BF901K | Grey |



COLLABORATIVE DESKS



— Wood legs finish —



— Tops MFC finishes —

SINGLE DESKS with Top Access hatch



D 80 CM

| | | Dim. (cm) | Ref. | Top finish |
|--|--|--------------|-------|----------------------------|
| Straight desks D 80 / H 72 cm | | L 120 | DB807 | + <input type="checkbox"/> |
| | | L 140 | DB817 | + <input type="checkbox"/> |
| | | L 160 | DB827 | + <input type="checkbox"/> |
| | | L 180 | DB837 | + <input type="checkbox"/> |
| Extension / Return On support leg H 72 cm | | D 60 / L 80 | DF407 | + <input type="checkbox"/> |
| | | D 60 / L 100 | DZ127 | + <input type="checkbox"/> |

► Options

| | | Dim. (cm) | Ref. | Finish |
|--|--|----------------------|--------|--------|
| Technical metal cable trays D 16 / H 8 cm Internal H 4 cm | | L 90 for L 120 desk | AZ207S | White |
| | | L 110 for L 140 desk | AZ217S | White |
| | | L 130 for L 160 desk | AZ227S | White |
| | | L 150 for L 180 desk | AZ237S | White |





SINGLE DESKS

with Top Access hatch on B-box console



| | Main station dim. (cm) | Total dim. (cm) | Ref. | Top finish | B-box finish |
|---|------------------------|-----------------|-------|----------------------------|----------------------------|
| Straight desks D 80 cm on B-box console H 72 cm The B-box console can be positioned on the right or the left | D 80 / L 140 | D 180 / L 190 | DU947 | + <input type="checkbox"/> | + <input type="checkbox"/> |
| | D 80 / L 160 | D 180 / L 210 | DU957 | + <input type="checkbox"/> | + <input type="checkbox"/> |
| | D 80 / L 180 | D 180 / L 230 | DU967 | + <input type="checkbox"/> | + <input type="checkbox"/> |
| 2 Straight desks D 80 cm in staggered configuration on shared B-box console H 72 cm | D 80 / L 140 | D 180 / L 320 | DU977 | + <input type="checkbox"/> | + <input type="checkbox"/> |
| | D 80 / L 160 | D 180 / L 360 | DU987 | + <input type="checkbox"/> | + <input type="checkbox"/> |
| | D 80 / L 180 | D 180 / L 400 | DU997 | + <input type="checkbox"/> | + <input type="checkbox"/> |

► B-box options



| | Ref. | Finish |
|---|--------|----------------------------|
| Hinged door (to be fitted on the right or the left) | DF843 | + <input type="checkbox"/> |
| Sliding door (to be fitted on the right or the left) | DF853 | + <input type="checkbox"/> |
| Drawer unit for lateral filing* (front included) <small>* Not compatible with hinged door</small> | BX163 | + <input type="checkbox"/> |
| Sliding pen tray | BF901K | Grey |



COLLABORATIVE DESKS

COLLABORATIVE DESKS



Multi-workstation
White / Solid wood - Bleached Oak

Multi-workstation
White / Solid wood - Bleached Oak





Multi-workstations starter/add-on units
White / Solid wood - White

Multi-workstation on B-box consoles
White / Solid wood - Bleached Oak - Bleached Oak B-box console






— Wood legs finish —




— Tops MFC finishes —

MULTI-WORKSTATIONS

with cable ports



D 143 CM

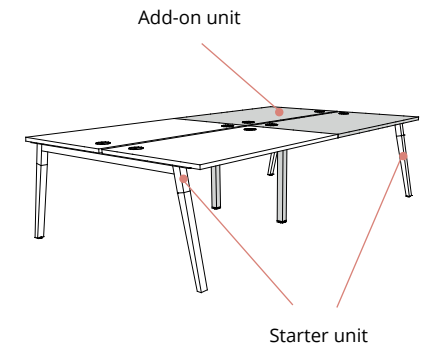


D 163 CM

| | | Dim. (cm) | Ref. | Top finish | | Ref. | Top finish |
|---|--|-----------|-------|------------|--|-------|------------|
| 2 back to back desks Starter unit H 72 cm | | L 120 | DB737 | + | | DB767 | + |
| | | L 140 | DB747 | + | | DB777 | + |
| | | L 160 | DB757 | + | | DB787 | + |
| | | L 180 | — | — | | DB797 | + |
| 2 back to back desks Add-on unit H 72 cm | | L 120 | BT567 | + | | BK567 | + |
| | | L 140 | BT577 | + | | BK577 | + |
| | | L 160 | BT587 | + | | BK587 | + |
| | | L 180 | — | — | | BK597 | + |

► Options

| | | Dim. (cm) | Ref. | Finish |
|---|--|---|--------|--------|
| Double metal cable trays D 33,5 / H 9 cm Internal H 4,5 cm | | L 75 for L 120 desk | DZ135G | Black |
| | | L 95 for L 140 desk | DW765G | Black |
| | | L 115 for L 160 desk | DW775G | Black |
| | | L 135 for L 180 desk | DW785G | Black |
| UK Cable port power module UK power socket + 1 USB A socket 5v With a 2 m power supply cable | | Ø 100 mm Fitted into the part drilled cable ports Ø 80 mm | DR997S | White |

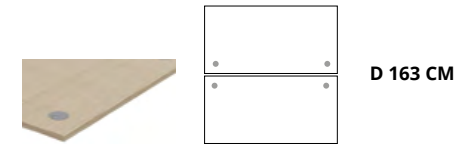


Add-on unit

Starter unit



MULTI-WORKSTATIONS with cable ports on B-box consoles

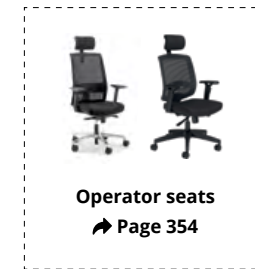


| | Main station dim. (cm) | Total dim. (cm) | Ref. | Top finish | B-box finish |
|--|------------------------|-----------------|-------|------------|--------------|
| 2 back to back desks D 80 cm on 2 B-box consoles H 72 cm | D 163 / L 140 | D 360 / L 190 | DU917 | + | + |
| | D 163 / L 160 | D 360 / L 210 | DU927 | + | + |
| | D 163 / L 180 | D 360 / L 230 | DU937 | + | + |

► B-box options



| | Ref. | Finish |
|--|--------|--------|
| Hinged door (to be fitted on the right or the left) | DF843 | + |
| Sliding door (to be fitted on the right or the left) | DF853 | + |
| Drawer unit for lateral filing* (front included) * Not compatible with hinged door | BX163 | + |
| Sliding pen tray | BF901K | Grey |





MULTI-WORKSTATIONS with scalloped edge

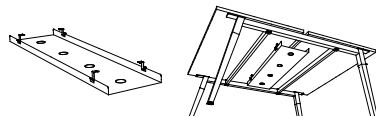


NEW

| | | Dim. (cm) | Ref. | Top finish | | Ref. | Top finish |
|---|--|-----------|-------|----------------------------|--|-------|----------------------------|
| 2 back to back desks Starter unit H 72 cm | | L 120 | DY877 | + <input type="checkbox"/> | | DY907 | + <input type="checkbox"/> |
| | | L 140 | DY887 | + <input type="checkbox"/> | | DY917 | + <input type="checkbox"/> |
| | | L 160 | DY897 | + <input type="checkbox"/> | | DY927 | + <input type="checkbox"/> |
| | | L 180 | — | — | | DY937 | + <input type="checkbox"/> |
| | | | | | | | |
| 2 back to back desks Add-on unit H 72 cm | | L 120 | BT627 | + <input type="checkbox"/> | | DH477 | + <input type="checkbox"/> |
| | | L 140 | BT637 | + <input type="checkbox"/> | | BR567 | + <input type="checkbox"/> |
| | | L 160 | BT647 | + <input type="checkbox"/> | | BR577 | + <input type="checkbox"/> |
| | | L 180 | — | — | | BR587 | + <input type="checkbox"/> |
| | | | | | | | |

► Options

**Double metal
cable trays**
D 33,5 / H 9 cm
Internal H 4,5 cm



Dim. (cm)

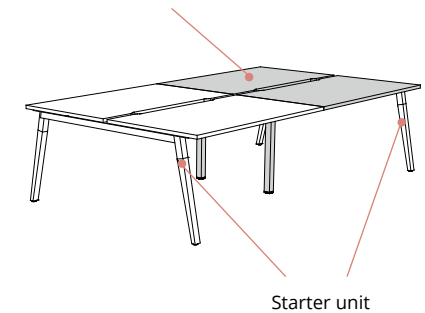
L 75 for L 120 desk
L 95 for L 140 desk
L 115 for L 160 desk
L 135 for L 180 desk

● BLACK

Ref.

DZ135G
DW765G
DW775G
DW785G

Add-on unit

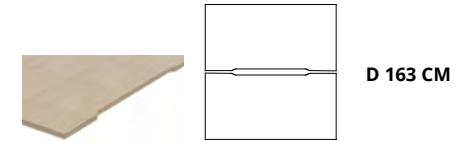


Starter unit



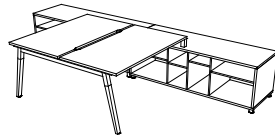
MULTI-WORKSTATIONS

with scalloped edge on B-box consoles



NEW


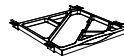
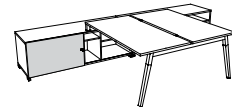
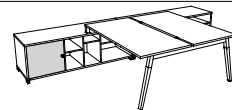
| | Main station dim. (cm) | Total dim. (cm) | Ref. | Top finish | B-box finish |
|--|------------------------|-----------------|-------|----------------------------|----------------------------|
| 2 back to back desks D 80 cm on 2 B-box consoles H 72 cm | D 163 / L 140 | D 360 / L 190 | DZ017 | + <input type="checkbox"/> | + <input type="checkbox"/> |
| | D 163 / L 160 | D 360 / L 210 | DZ027 | + <input type="checkbox"/> | + <input type="checkbox"/> |
| | D 163 / L 180 | D 360 / L 230 | DZ037 | + <input type="checkbox"/> | + <input type="checkbox"/> |



► B-box options



| | Ref. | Finish |
|--|--------|----------------------------|
| Hinged door (to be fitted on the right or the left) | DF843 | + <input type="checkbox"/> |
| Sliding door (to be fitted on the right or the left) | DF853 | + <input type="checkbox"/> |
| Drawer unit for lateral filing* (front included) * Not compatible with hinged door | BX163 | + <input type="checkbox"/> |
| Sliding pen tray | BF901K | Grey |



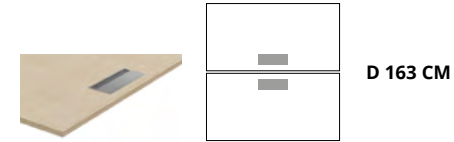


— Wood legs finish —



— Tops MFC finishes —

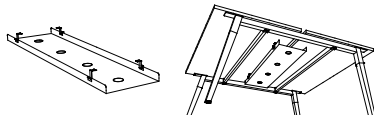
MULTI-WORKSTATIONS with Top Access hatch



| | | Dim. (cm) | Ref. | Top finish |
|---|--|-----------|-------|------------|
| 2 back to back desks D 80 cm Starter unit D 163 / H 72 cm | | L 120 | DB847 | + |
| | | L 140 | DB857 | + |
| | | L 160 | DB867 | + |
| | | L 180 | DB877 | + |
| 2 back to back desks D 80 cm Add-on unit D 163 / H 72 cm | | L 120 | DE727 | + |
| | | L 140 | DE737 | + |
| | | L 160 | DE747 | + |
| | | L 180 | DE757 | + |

► Options

Double metal cable trays
D 33,5 / H 9 cm
Internal H 4,5 cm



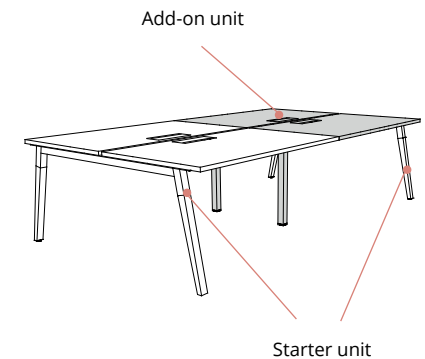
Dim. (cm)

L 75 for L 120 desk
L 95 for L 140 desk
L 115 for L 160 desk
L 135 for L 180 desk

● **BLACK**

Ref.

DZ135G
DW765G
DW775G
DW785G



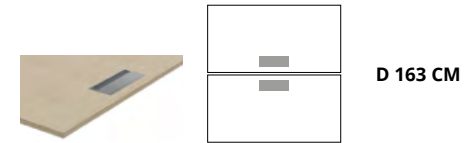
Add-on unit

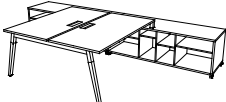
Starter unit



MULTI-WORKSTATIONS

with Top Access hatch on B-box consoles



| | Main station dim. (cm) | Total dim. (cm) | Ref. | Top finish | B-box finish |
|--|---|-----------------|-------|----------------------------|----------------------------|
| 2 back to back desks D 80 cm on 2 B-box consoles H 72 cm |  | D 163 / L 140 | DW007 | + <input type="checkbox"/> | + <input type="checkbox"/> |
| | | D 163 / L 160 | DW017 | + <input type="checkbox"/> | + <input type="checkbox"/> |
| | | D 163 / L 180 | DW027 | + <input type="checkbox"/> | + <input type="checkbox"/> |

► **B-box options**



| | Ref. | Finish |
|--|--------|----------------------------|
| Hinged door (to be fitted on the right or the left) | DF843 | + <input type="checkbox"/> |
| Sliding door (to be fitted on the right or the left) | DF853 | + <input type="checkbox"/> |
| Drawer unit for lateral filing* (front included) * Not compatible with hinged door | BX163 | + <input type="checkbox"/> |
| Sliding pen tray | BF901K | Grey |



COLLABORATIVE DESKS



— Wood legs finish —



— Tops MFC finishes —

Rounded MEETING TABLES

| | | Dim. (cm) | Description | Ref. | Top finish |
|---|--|-----------|---|-------|----------------------------|
| Round tables (seats 3/4) H 72 cm | | Ø 80 | Top fitted with 1 central part drilled cable port | DP007 | + <input type="checkbox"/> |
| | | Ø 100 | | DN197 | + <input type="checkbox"/> |
| | | Ø 120 | | DN207 | + <input type="checkbox"/> |

Barrel MEETING TABLES

| | | Dim. (cm) | Description | Ref. | Top finish |
|---|--|---------------|--|-------|----------------------------|
| Barrel table (seats 6) H 72 cm L 140 cm structure | | D 100 / L 200 | Top fitted with 2 part drilled cable ports | DN267 | + <input type="checkbox"/> |

► Options

| | | Description | Ref. | Finish |
|---|--|---|--------|--------|
| Cable port covers | | Ø 80 mm To fit into Ø 80 mm part drilled cable ports. Set of 2 | AX067S | White |
| UK Cable port power module UK power socket + 1 USB A socket 5v With a 2 m power supply cable | | Ø 100 mm To fit into Ø 80 mm part drilled cable ports | DR997S | White |

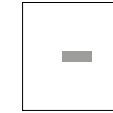












Square MEETING TABLES



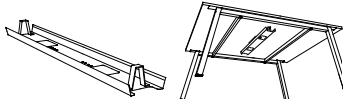

WITHOUT TOP ACCESS HATCH



DOUBLE OPENING TOP ACCESS HATCH

| | Dim. (cm) | | Ref. | Top finish | | Ref. | Top finish |
|--|------------------------------|---|-------|----------------------------|---|-------|----------------------------|
| Square tables Starter unit H 72 cm | D 143 / L 140 (seats 4/6) |  | DB927 | + <input type="checkbox"/> |  | DQ217 | + <input type="checkbox"/> |
| | D 163 / L 160 (seats 6/8) |  | DB967 | + <input type="checkbox"/> |  | DQ227 | + <input type="checkbox"/> |
| Square tables Add-on unit H 72 cm | D 143 / L 140 (seats 4) |  | DB937 | + <input type="checkbox"/> |  | DQ237 | + <input type="checkbox"/> |
| | D 163 / L 160 (seats 4) |  | DB977 | + <input type="checkbox"/> |  | DQ247 | + <input type="checkbox"/> |

► Options

| | | Description | Ref. | Finish |
|---|---|-----------------------|--------|-----------|
| Technical metal cable trays D 16 / H 8 cm Internal H 4 cm |  | L 110 for L 140 desk | AZ217S | White |
| | | L 130 for L 160 desk | AZ227S | White |
| Universal cable duct 4 rings. To be fixed under the top. Screws not supplied |  | D 6,5 / H 4,5 / L 9,5 | DQ101K | Aluminium |