



HIGH ASTROLITE


Perfectly adapted to the new layouts of work spaces, the **High Astrolite** tables can be used for quick meetings, coworking or coffee breaks. Standing up or sitting down on high chairs, employees will appreciate the comfort, versatility and robustness of the **High Astrolite** tables, available with or without cable management, depending on the versions.





Square high table with double opening Top Access hatch
Black - Nebraska

Video : How to create an opening
in part drilled tops ?



Scan the QR Code

HIGH ASTROLITE

Rectangular high table
White - Nebraska



HIGH ASTROLITE

WARRANTY
10
YEARS

Electrification

Rectangular tops with 2 part drilled round cable ports and 1 part drilled central rectangular for **mini Top Access hatch available as an option** (dim. 240 x 120 mm).

Top

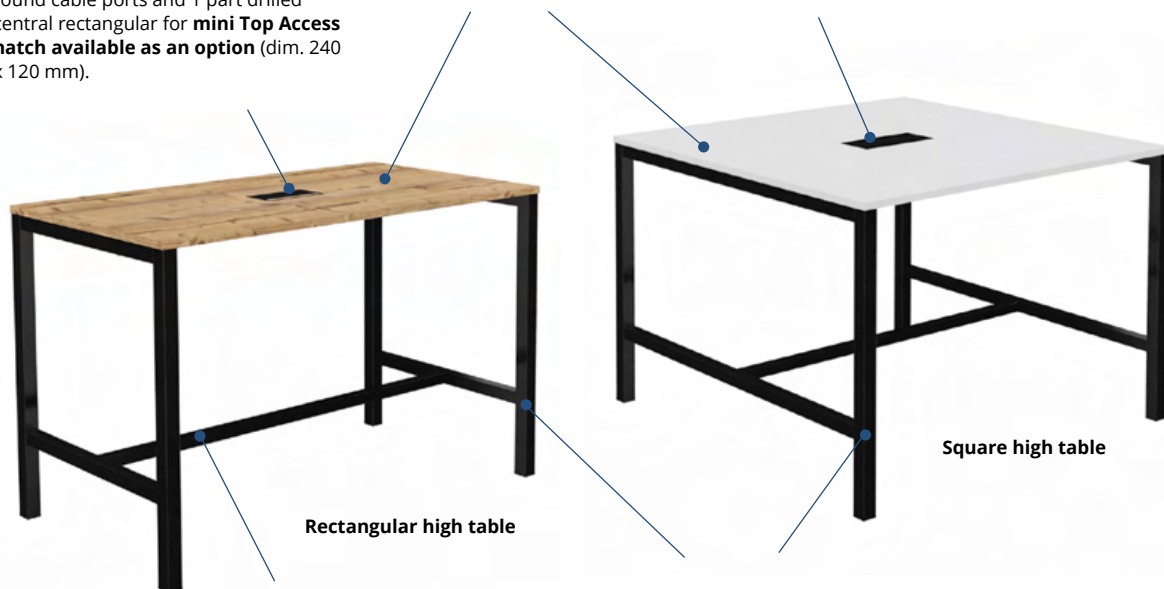
25 mm thick Structurex® melamine desk tops.
2 mm thick shock-proof ABS edging. Height 105 cm.

Electrification

Square tops available in 2 versions : without cable management or with **double opening Top Access hatch** (dim. 316 x 148 mm).



Download
the data sheet



Rectangular high table

Square high table

Structure

Metal structural foot-rest bar, cross-section 40 x 40 mm, lacquered epoxy finish.


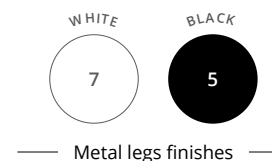
Leg

Metal arch leg composed of 50 x 50 mm square cross-section legs, with a transverse bar at the bottom, lacquered epoxy finish.

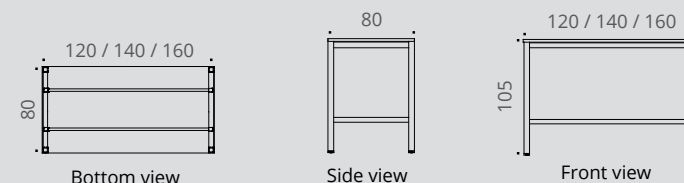
TECHNICAL DESCRIPTION

- 25 mm thick Structurex® melamine-coated tops. 2 mm thick shock-proof ABS edging.
- Rectangular tops with 2 part drilled round cable ports and 1 part drilled central rectangular for mini Top Access hatch available as an option (dim. 240 x 120 mm).
- Square tops available in 2 versions : without cable management or with double opening Top Access hatch (dim. 316 x 148 mm).
- High metal structure (H 105 cm), composed of arch legs, square cross-section 50 x 50 mm, with a transverse bar at the bottom and 2 beams made of lacquered epoxy finish steel.
- Structural foot-rest bar, cross-section 40 x 40 mm, made of epoxy finish steel, for both rectangular and square tables.
- Adjustable screw feet to compensate for any unevenness in the floor.

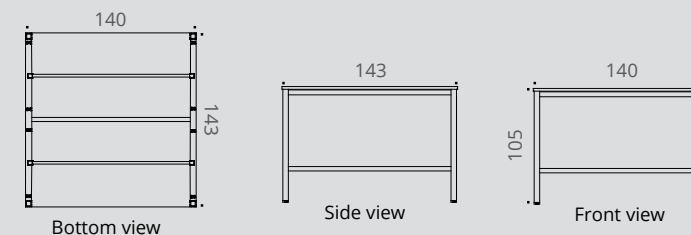
CHARACTERISTICS

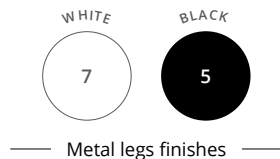


RECTANGULAR HIGH TABLES



SQUARE HIGH TABLE





HIGH ASTROLITE



Rectangular HIGH TABLES



D 80 CM

		Dim. (cm)	Description	Ref.	Leg finish	Top finish
High Astrolite tables Without cable management H 105 cm		D 80 / L 120	seats 4	DR82	+	+
		D 80 / L 140	seats 6	DQ86	+	+
		D 80 / L 160	seats 6/8	DQ87	+	+

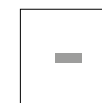
► Options

	Description	WHITE Ref.	BLACK Ref.
Mini Top Access hatch 	Metal. To be fitted onto the tops. Part drilled Top Access hatch allows central cable management. Dim. 24 x 12 cm	DP077S	DP075G

Square HIGH TABLES



WITHOUT TOP ACCESS HATCH



DOUBLE OPENING TOP ACCESS HATCH

	Dim. (cm)	Ref.	Leg finish	Top finish	Ref.	Leg finish	Top finish
High Astrolite tables H 105 cm	D 143 / L 140	DQ88	+	+	DQ89	+	+

► Option

	Description	WHITE Ref.	BLACK Ref.
Universal single metal cable tray 	D 12 / H 9 / L 60 cm Internal H 8 cm	DP047S	DP045G

