

ASTROLITE

The design of Astrolite blends harmoniously into every working environment.

Whether single or multi-workstation configuration in open-space layout, **Astrolite** modular desks are the ideal solution to adjust to the changing needs of companies with limited budgets. **Astrolite** offers the modular components you need to adapt workstations to suit employee working habits.






Single desk with return
Aluminium - White



Single desk
Black - Bleached Oak

Video : How to create an opening
in part drilled tops ?



Scan the QR Code

Multi-workstations
Black - Bleached Oak



COLLABORATIVE DESKS

ASTROLITE



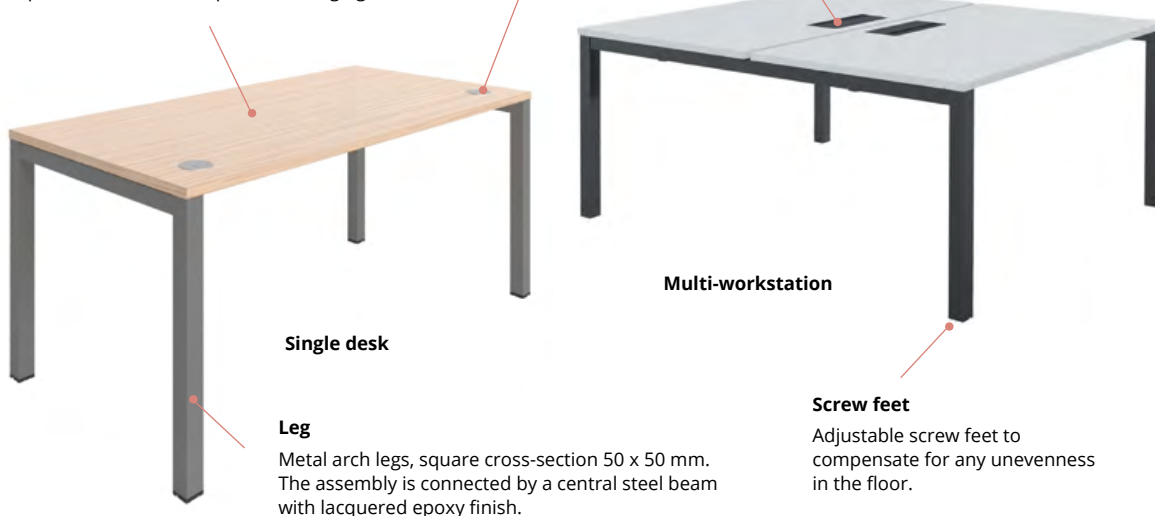
Electrification

Top fitted with part drilled cable ports, **Ø 80 mm cable ports, a single Top Access hatch** or a 2 cm deep scallop, depending on version.



Top

25 mm thick Structurex® melamine-coated tops. 2 mm thick shock-proof ABS edging.



Single desk

Multi-workstation

Leg

Metal arch legs, square cross-section 50 x 50 mm. The assembly is connected by a central steel beam with lacquered epoxy finish.

Screw feet

Adjustable screw feet to compensate for any unevenness in the floor.

TECHNICAL DESCRIPTION

- 25 mm thick Structurex® melamine-coated tops. 2 mm thick shock-proof ABS edging.
- Tops fitted with part drilled cable ports, Ø 80 mm cable ports, a single Top Access hatch (internal dimensions L 30,9 / D 11,6 cm) finishes matching the legs or a 2 cm deep scallop to feed cables, depending on version.
- Metal arch legs, square cross-section 50 x 50 mm. The assembly is connected by a central steel beam with lacquered epoxy finish. In multi-workstation version, the legs on add-on units are recessed to move easily from one desk to another.
- Fixed (H 72 cm) or height-adjustable (66,5 cm to 88,5 cm) arch legs for single workstations (page 148).
- Adjustable screw feet of diameter 40 mm and range 10 mm to compensate for unevenness in the floor.
- In back-to-back configuration, a 3 cm gap is provided between the tops for a screen divider or to feed cables.
- Available in sliding top version (with scalloped edge) for easy access to the cables and the electrical connections.


CHARACTERISTICS




Metal legs finishes




Tops and modesty panels MFC finishes




Tops with cable ports (D 70 / D 80 cm)




Tops with scalloped edge (D 70 / D 80 cm)



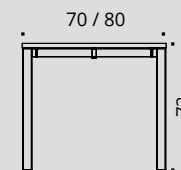
Tops with Top Access hatch (only D 80 cm)



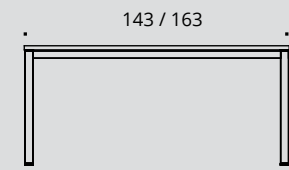
Tops without cable ports with part drilled cable ports (only D 80 cm)



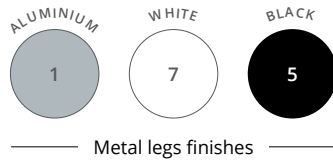
Desk - bottom view



Arch leg



Multi-workstation arch leg




ASTROLITE




SINGLE DESKS without cable port

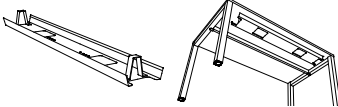



	Dim. (cm)	Ref.	Leg finish	Top finish
Straight desks H 72 cm 	L 120	DE76	+ <input type="checkbox"/>	+ <input type="checkbox"/>
	L 140	DE77	+ <input type="checkbox"/>	+ <input type="checkbox"/>
	L 160	DE78	+ <input type="checkbox"/>	+ <input type="checkbox"/>
	L 180	DW20	+ <input type="checkbox"/>	+ <input type="checkbox"/>

Tops come with 2 Ø 80 mm part drilled cable ports

	Dim. (cm)	Ref.	Leg finish	Top finish
Extension / Return On support leg H 72 cm 	D 60 / L 80	BU50	+ <input type="checkbox"/>	+ <input type="checkbox"/>
	D 60 / L 100	DZ11	+ <input type="checkbox"/>	+ <input type="checkbox"/>

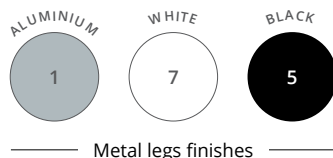
► Options

	Dim. (cm)	ALUMINIUM	WHITE	BLACK
		Ref.	Ref.	Ref.
Technical metal cable trays D 16 / H 8 cm Internal H 4 cm 	L 90 for L 120 desk	AZ201K	AZ207S	AZ205G
	L 110 for L 140 desk	AZ211K	AZ217S	AZ215G
	L 130 for L 160 desk	AZ221K	AZ227S	AZ225G
	L 150 for L 180 desk	AZ231K	AZ237S	AZ235G

Cable port covers 	To fit into Ø 80 mm part drilled cable ports. Set of 2	AX061K	AX067S	AX065G
---	--	--------	--------	--------



COLLABORATIVE DESKS



SINGLE DESKS with cable ports



D 70 CM



D 80 CM

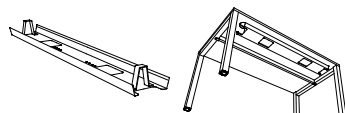
	Dim. (cm)	Ref.	Leg finish	Top finish	Ref.	Leg finish	Top finish
Straight desks H 72 cm	L 120	BT37	+ []	+ []	BK42	+ []	+ []
	L 140	BT38	+ []	+ []	BK43	+ []	+ []
	L 160	BT39	+ []	+ []	BK44	+ []	+ []
	L 180	—	—	—	BK45	+ []	+ []

	Dim. (cm)	Ref.	Leg finish	Top finish
Compact desks D 80 to 110 / H 72 cm D 60 cm return	L 160 right hand return	BT44	+ []	+ []
	L 160 left hand return	BT45	+ []	+ []
	L 180 right hand return	BT46	+ []	+ []
	L 180 left hand return	BT47	+ []	+ []

	Dim. (cm)	Ref.	Leg finish	Top finish
Extension / Return On support leg H 72 cm	D 60 / L 80	BU50	+ []	+ []
	D 60 / L 100	DZ11	+ []	+ []

► Options

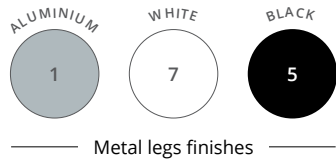
Technical metal cable trays
D 16 / H 8 cm
Internal H 4 cm



Dim. (cm)	ALUMINIUM Ref.	WHITE Ref.	BLACK Ref.
L 90 for L 120 desk	AZ201K	AZ207S	AZ205G
L 110 for L 140 desk	AZ211K	AZ217S	AZ215G
L 130 for L 160 desk	AZ221K	AZ227S	AZ225G
L 150 for L 180 desk	AZ231K	AZ237S	AZ235G



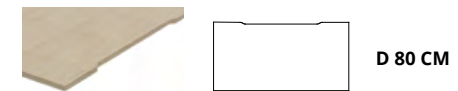
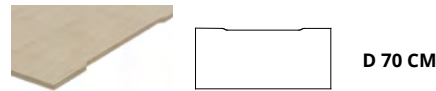
Cable port covers are included, colour matches the legs



ASTROLITE



SINGLE DESKS with scalloped edge

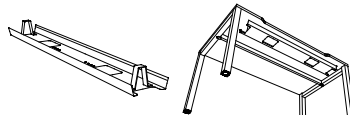


		Dim. (cm)	Ref.	Leg finish	Top finish		Ref.	Leg finish	Top finish
Straight desks H 72 cm		L 120	DP46	+ <input type="checkbox"/>	+ <input type="checkbox"/>		DP49	+ <input type="checkbox"/>	+ <input type="checkbox"/>
		L 140	DP47	+ <input type="checkbox"/>	+ <input type="checkbox"/>		DP50	+ <input type="checkbox"/>	+ <input type="checkbox"/>
		L 160	DP48	+ <input type="checkbox"/>	+ <input type="checkbox"/>		DP51	+ <input type="checkbox"/>	+ <input type="checkbox"/>
		L 180	—	—	—		DP52	+ <input type="checkbox"/>	+ <input type="checkbox"/>

		Dim. (cm)	Ref.	Leg finish	Top finish
Extension / Return On support leg H 72 cm		D 60 / L 80	BU50	+ <input type="checkbox"/>	+ <input type="checkbox"/>
		D 60 / L 100	DZ11	+ <input type="checkbox"/>	+ <input type="checkbox"/>

► Options

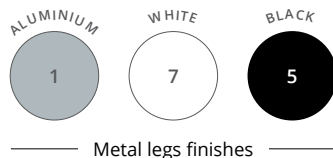
Technical metal cable trays
D 16 / H 8 cm
Internal H 4 cm



Dim. (cm)	<input checked="" type="radio"/> ALUMINIUM	<input type="radio"/> WHITE	<input type="radio"/> BLACK
	Ref.	Ref.	Ref.
L 90 for L 120 desk	AZ201K	AZ207S	AZ205G
L 110 for L 140 desk	AZ211K	AZ217S	AZ215G
L 130 for L 160 desk	AZ221K	AZ227S	AZ225G
L 150 for L 180 desk	AZ231K	AZ237S	AZ235G





COLLABORATIVE DESKS




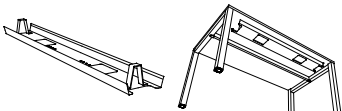


SINGLE DESKS with Top Access hatch

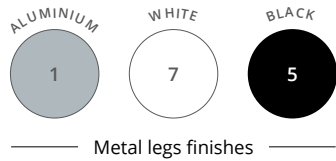


	Dim. (cm)	Ref.	Leg finish	Top finish
Straight desks H 72 cm 	L 120	DE85	+ <input type="checkbox"/>	+ <input type="checkbox"/>
	L 140	DE86	+ <input type="checkbox"/>	+ <input type="checkbox"/>
	L 160	DE87	+ <input type="checkbox"/>	+ <input type="checkbox"/>
	L 180	DE88	+ <input type="checkbox"/>	+ <input type="checkbox"/>
Extension / Return On support leg H 72 cm 	D 60 / L 80	BU50	+ <input type="checkbox"/>	+ <input type="checkbox"/>
	D 60 / L 100	DZ11	+ <input type="checkbox"/>	+ <input type="checkbox"/>

► Options

	Dim. (cm)	 ALUMINIUM	 WHITE	 BLACK
		Ref.	Ref.	Ref.
Technical metal cable trays D 16 / H 8 cm Internal H 4 cm 	L 90 for L 120 desk	AZ201K	AZ207S	AZ205G
	L 110 for L 140 desk	AZ211K	AZ217S	AZ215G
	L 130 for L 160 desk	AZ221K	AZ227S	AZ225G
	L 150 for L 180 desk	AZ231K	AZ237S	AZ235G



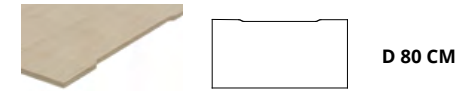
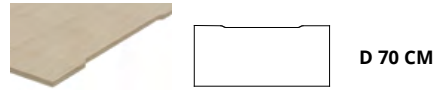


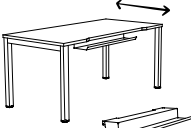














ASTROLITE 



SINGLE DESKS
with sliding top

NEW

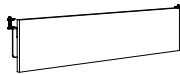














	Dim. (cm)	Ref.	Leg finish	Top finish	Ref.	Leg finish	Top finish
Straight desks H 72 cm Black cable tray included 	L 120	DY37	+ 	+ 	DY40	+ 	+ 
	L 140	DY38	+ 	+ 	DY41	+ 	+ 
	L 160	DY39	+ 	+ 	DY42	+ 	+ 
	L 180	—	—	—	DY43	+ 	+ 

► Options

**Structurex®
modesty panels***

H 30 cm
For fixing to Astrolite legs



Dim. (cm)	● ALUMINIUM BRACKETS		○ WHITE BRACKETS		● BLACK BRACKETS	
	Ref.	Finish	Ref.	Finish	Ref.	Finish
For L 120 desk	DY671	+ 	DY677	+ 	DY675	+ 
For L 140 desk	DY681	+ 	DY687	+ 	DY685	+ 
For L 160 desk	DY691	+ 	DY697	+ 	DY695	+ 
For L 180 desk	DY701	+ 	DY707	+ 	DY705	+ 



* Not compatible with desks with sliding tops D 70 cm

Vertical cable channel
Magnetic




Dim. (cm)	● ALUMINIUM	○ WHITE	● BLACK
	Ref.	Ref.	Ref.
H 61 / L 4,5 / D 1,5	BY011K	BY017S	BY015G



How to order ? Straight desk with sliding top D 80 / L 140 cm, **White** metal leg, **Nebraska** top MFC finish = DY41 +  

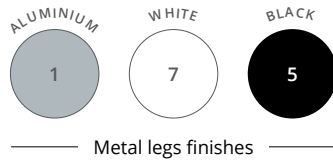
ASTROLITE | MULTI-WORKSTATIONS

Multi-workstations
White - Bleached Oak



Multi-workstations
White - Bleached Oak

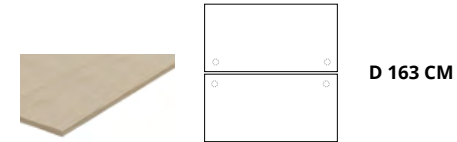
COLLABORATIVE DESKS



ASTROLITE



MULTI-WORKSTATIONS without cable port

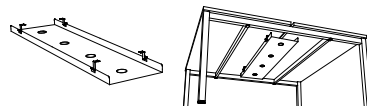


		Dim. (cm)	Ref.	Leg finish	Top finish
2 back to back desks Starter unit H 72 cm		L 120	DE79	+	+
		L 140	DE80	+	+
		L 160	DE81	+	+
		L 180	DW21	+	+
2 back to back desks Add-on unit H 72 cm		L 120	DE61	+	+
		L 140	DE62	+	+
		L 160	DE63	+	+
		L 180	DW05	+	+

Tops come with 2 Ø 80 mm part drilled cable ports

► Options

**Double metal
cable trays**
D 33,5 / H 9 cm
Internal H 4,5 cm



Dim. (cm)

L 75 for L 120 desk
L 95 for L 140 desk
L 115 for L 160 desk
L 135 for L 180 desk

BLACK

Ref.

DZ135G
DW765G
DW775G
DW785G

ALUMINIUM

WHITE

BLACK

Dim. (cm)

Ref.

Ref.

Ref.

Cable port covers

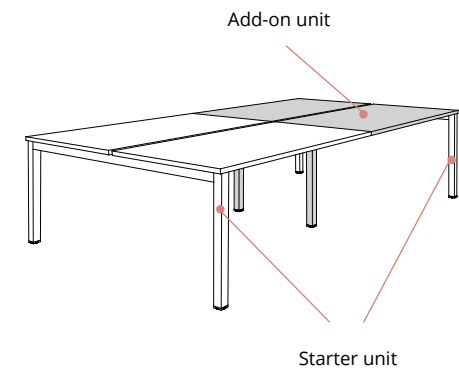


To fit into Ø 80 mm part drilled
cable ports. Set of 2

AX061K

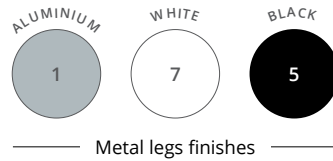
AX067S

AX065G

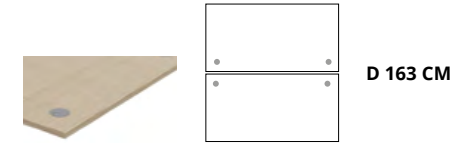
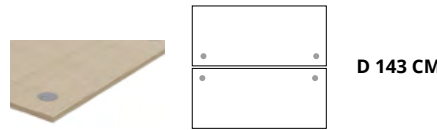


COLLABORATIVE DESKS

ASTROLITE



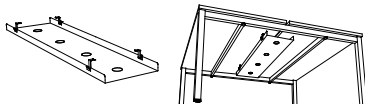
MULTI-WORKSTATIONS with cable ports



		Dim. (cm)	Ref.	Leg finish	Top finish	Ref.	Leg finish	Top finish
2 back to back desks Starter unit H 72 cm		L 120	BT53	+ <input type="checkbox"/>	+ <input type="checkbox"/>	BK52	+ <input type="checkbox"/>	+ <input type="checkbox"/>
		L 140	BT54	+ <input type="checkbox"/>	+ <input type="checkbox"/>	BK53	+ <input type="checkbox"/>	+ <input type="checkbox"/>
		L 160	BT55	+ <input type="checkbox"/>	+ <input type="checkbox"/>	BK54	+ <input type="checkbox"/>	+ <input type="checkbox"/>
		L 180	—	—	—	BK55	+ <input type="checkbox"/>	+ <input type="checkbox"/>
2 back to back desks Add-on unit H 72 cm		L 120	BT56	+ <input type="checkbox"/>	+ <input type="checkbox"/>	BK56	+ <input type="checkbox"/>	+ <input type="checkbox"/>
		L 140	BT57	+ <input type="checkbox"/>	+ <input type="checkbox"/>	BK57	+ <input type="checkbox"/>	+ <input type="checkbox"/>
		L 160	BT58	+ <input type="checkbox"/>	+ <input type="checkbox"/>	BK58	+ <input type="checkbox"/>	+ <input type="checkbox"/>
		L 180	—	—	—	BK59	+ <input type="checkbox"/>	+ <input type="checkbox"/>

► Options

Double metal cable trays
D 33,5 / H 9 cm
Internal H 4,5 cm



Dim. (cm)

● BLACK

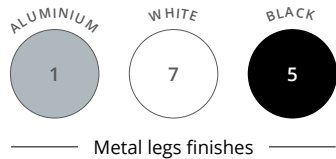
Ref.

L 75 for L 120 desk
L 95 for L 140 desk
L 115 for L 160 desk
L 135 for L 180 desk

DZ135G
DW765G
DW775G
DW785G



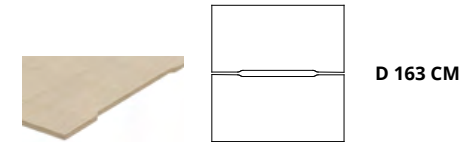
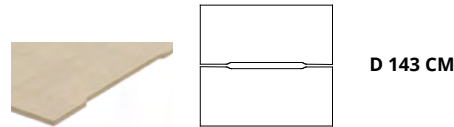
Cable port covers are included, colour matches the legs



ASTROLITE



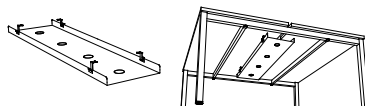
MULTI-WORKSTATIONS with scalloped edge



		Dim. (cm)	Ref.	Leg finish	Top finish		Ref.	Leg finish	Top finish
2 back to back desks Starter unit H 72 cm		L 120	BT59	+	+		DH48	+	+
		L 140	BT60	+	+		BR52	+	+
		L 160	BT61	+	+		BR53	+	+
		L 180	—	—	—		BR54	+	+
2 back to back desks Add-on unit H 72 cm		L 120	BT62	+	+		DH47	+	+
		L 140	BT63	+	+		BR56	+	+
		L 160	BT64	+	+		BR57	+	+
		L 180	—	—	—		BR58	+	+

► Options

Double metal cable trays
D 33,5 / H 9 cm
Internal H 4,5 cm



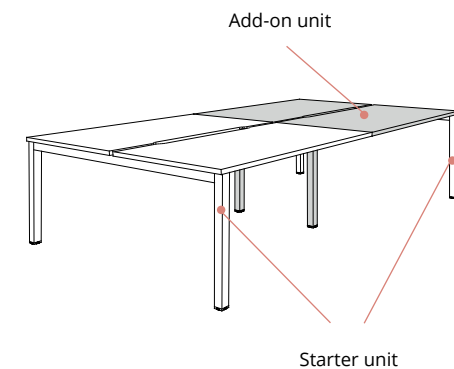
Dim. (cm)

BLACK

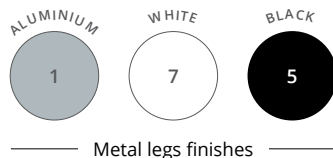
Ref.

L 75 for L 120 desk
L 95 for L 140 desk
L 115 for L 160 desk
L 135 for L 180 desk

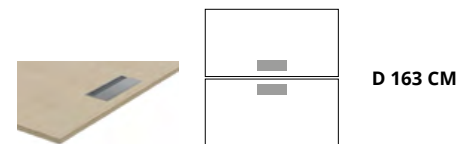
DZ135G
DW765G
DW775G
DW785G



COLLABORATIVE DESKS



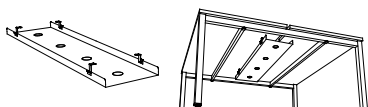
MULTI-WORKSTATIONS with Top Access hatch



		Dim. (cm)	Ref.	Leg finish	Top finish
2 back to back desks D 80 cm Starter unit D 163 / H 72 cm		L 120	DE89	+ []	+ []
		L 140	DE90	+ []	+ []
		L 160	DE91	+ []	+ []
		L 180	DE92	+ []	+ []
2 back to back desks D 80 cm Add-on unit D 163 / H 72 cm		L 120	DE72	+ []	+ []
		L 140	DE73	+ []	+ []
		L 160	DE74	+ []	+ []
		L 180	DE75	+ []	+ []

► Options

Double metal cable trays
D 33,5 / H 9 cm
Internal H 4,5 cm



Dim. (cm)

L 75 for L 120 desk
L 95 for L 140 desk
L 115 for L 160 desk
L 135 for L 180 desk

● **BLACK**

Ref.

DZ135G
DW765G
DW775G
DW785G

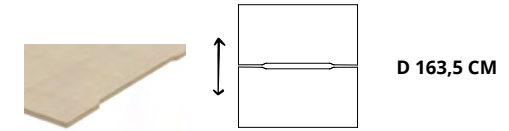
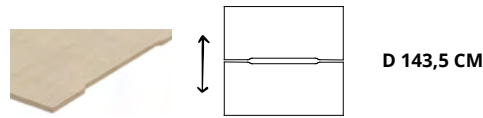




ASTROLITE



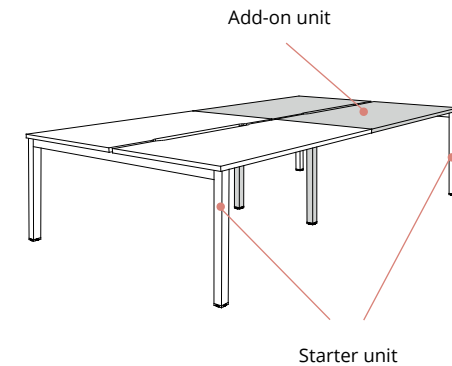
MULTI-WORKSTATIONS with sliding tops



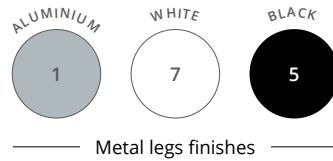
	Dim. (cm)	Ref.	Leg finish	Top finish		Ref.	Leg finish	Top finish
2 back to back desks Starter unit H 72 cm Metal cable tray included	L 120	DW22	+ []	+ []		DW25	+ []	+ []
	L 140	DW23	+ []	+ []		DW26	+ []	+ []
	L 160	DW24	+ []	+ []		DW27	+ []	+ []
	L 180	—	—	—		DW28	+ []	+ []
2 back to back desks Add-on unit H 72 cm Metal cable tray included	L 120	DW09	+ []	+ []		DW16	+ []	+ []
	L 140	DW10	+ []	+ []		DW17	+ []	+ []
	L 160	DW11	+ []	+ []		DW18	+ []	+ []
	L 180	—	—	—		DW19	+ []	+ []

► Option

	Dim. (cm)	Ref.	ALUMINIUM	WHITE	BLACK
Vertical cable channel Magnetic	H 61 / L 4,5 / D 1,5	BY011K			



How to order ? 2 back to back desks with sliding tops D 163,5 / L 140 cm, starter unit, **Black** metal leg, **Cedar** top MFC finish = DW26 + [5 | D]



Round MEETING TABLES

	Dim. (cm)	Description	Ref.	Leg finish	Top finish
Round tables (seats 3/4) H 74 cm		Ø 80	DN98	+ <input type="checkbox"/>	+ <input type="checkbox"/>
		Ø 100	DN33	+ <input type="checkbox"/>	+ <input type="checkbox"/>
		Ø 120	DN34	+ <input type="checkbox"/>	+ <input type="checkbox"/>

Barrel MEETING TABLES

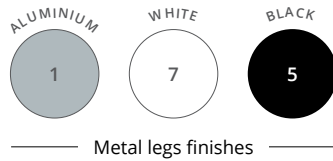
	Dim. (cm)	Description	Ref.	Leg finish	Top finish
Barrel table (seats 6) H 72 cm L 140 cm structure	D 100 / L 200	Top fitted with 2 part drilled cable ports	DN29	+ <input type="checkbox"/>	+ <input type="checkbox"/>

► Options

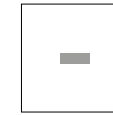
Description	ALUMINIUM	WHITE	BLACK
	Ref.	Ref.	Ref.
Cable port covers To fit into Ø 80 mm part drilled cable ports. Set of 2	AX061K	AX067S	AX065G
UK Cable port power module UK power socket + 1 USB A socket 5v With a 2 m power supply cable 	—	DR997S	DR995G
Vertical cable channel Magnetic 	BY011K	BY017S	BY015G



COLLABORATIVE DESKS



Square MEETING TABLES



WITHOUT TOP ACCESS HATCH

DOUBLE OPENING TOP ACCESS HATCH

	Dim. (cm)		Ref.	Leg finish	Top finish		Ref.	Leg finish	Top finish
Square tables Starter unit H 72 cm	D 143 / L 140 (seats 4/6)		DF18	+ <input type="checkbox"/>	+ <input type="checkbox"/>		DQ46	+ <input type="checkbox"/>	+ <input type="checkbox"/>
	D 163 / L 160 (seats 6/8)		DF20	+ <input type="checkbox"/>	+ <input type="checkbox"/>		DQ47	+ <input type="checkbox"/>	+ <input type="checkbox"/>
Square tables Add-on unit* H 72 cm	D 143 / L 140 (seats 4)		DB93	+ <input type="checkbox"/>	+ <input type="checkbox"/>		DQ23	+ <input type="checkbox"/>	+ <input type="checkbox"/>
	D 163 / L 160 (seats 4)		DB97	+ <input type="checkbox"/>	+ <input type="checkbox"/>		DQ24	+ <input type="checkbox"/>	+ <input type="checkbox"/>

* Not available in Cedar top

► Options

Technical metal cable trays
D 16 / H 8 cm
Internal H 4 cm



Description

L 110 for L 140 desk
L 130 for L 160 desk

ALUMINIUM

Ref.

WHITE

Ref.

BLACK

Ref.

AZ211K

AZ221K

AZ217S

AZ227S

AZ215G

AZ225G

Universal cable duct

4 rings. To be fixed under the top.
Screws not supplied



D 6,5 / H 4,5 / L 9,5

DQ101K

—

—